

# Medjugorje Pilgrimage

All Saints, Oct 2025



## 5 Stones

1. Prayer from the heart: Rosary
2. Eucharist
3. Holy Bible
4. Fasting
5. Monthly Confession

## Table of Contents

Pre-trip Checklist	2
Packing List	3
Travel Tips	4
Maps	5
Money	6
Power	8
Phones	8
FM Radios	8
A Few Things to see & do	9
Apparition Hill	
Cross Mountain	
St. James	
Statue of the Risen Christ	
Cenacolo Community	
Shops	
Food	



## Pre-trip Checklist

- ☐ Passport (must be valid 6 months after trip: through April, 2026)
- ☐ Enroll in STEP ([step.state.gov/step](https://step.state.gov/step)) - Optional
- ☐ Verify flight details
- ☐ Spiritual Preparation (do what you are called to do)
  - ☐ \_\_\_\_\_ (Eg. Daily Mass, Rosary, Fast, Confession, Bible, Divine Mercy Novena)
- ☐ Notify credit/debit & bank card companies
  - ☐ Tell them each country where you may use your card (e.g. Netherlands, Croatia, **Bosnia & Herzegovina**)
  - ☐ Ask about foreign transaction fees & exchange rate
- ☐ Take pictures of documents; — **Save online or with family**
  - ☐ Passport
  - ☐ Driver's license
  - ☐ Credit cards
  - ☐ Health cards
- ☐ Pack (see packing list)
- ☐ Remove stuff from wallet/purse that you won't need on the trip
- ☐ Install phone apps
  - ☐ Messaging App(s) — **WhatsApp**, X, facebook messenger, Google Voice, etc.
  - ☐ **iBreviary** (for Mass readings, and many other prayers)
  - ☐ Google Translate (install languages: Croatian, maybe Spanish, Italian, German)
  - ☐ Google Maps w/ **\*Offline Maps\*** for Medjugorje, Bosnia and Herzegovina
  - ☐ Airline App; Login to make sure you have access
  - ☐ Credit Card & Bank Apps; Login to verify access
- ☐ Arrangements while you are gone (mail, pets, plants, etc.)
- ☐ Prepare house if nobody will be home (heat / locks / lights / etc)
- ☐ Get lots of sleep **several nights** before the trip!
- ☐ Check-in the 24hrs early (airline website or airline phone app)
- ☐ \_\_\_\_\_
- ☐ \_\_\_\_\_

## Packing List

Packing less means: less to carry, less to worry about. You won't need much. Check the weather for Medjugorje/Međugorje (For late-Oct, **typical high: 61°F, low: 43°F**). Expect mild weather, but cold in the morning/evening. You will want a warm jacket and to be prepared for possible rain (typically 30-40% chance daily). Below is a recommended list, and a link to a bigger list (that you should not need 😊).

Check your airline carry-on / checked bag size limits. Most allow 1 Carry-on (overhead), 1 Personal Item (under seat), and sometimes free checked bags. An example of size limits (Turkish):

- **Carry-on Size:** 55cm x 40cm x 23cm (about 21.65" x 15.75" x 9") ← 17.5 lbs
- **Personal Item Size:** 40cm x 30cm x 15cm (about 15" x 11" x 6")
- **Checked Bag:** 158cm (L + W + H) (about 62") ← 50 lbs

Do not use luggage w/ integrated batteries.

- ☐ Travel paperwork (this doc, tickets, **passport**, itinerary, **insurance**, medical documents, etc.)
- ☐ About 7 shirts
- ☐ Warm Jacket (also a rain jacket?)
- ☐ Socks & underwear
- ☐ 5+ pairs of pants / dresses
- ☐ Belt, Hat (can buy there, good for shade)
- ☐ Shoes - comfortable for hiking on rocks (closed toe, soles with traction, wear on hills & Mass)
- ☐ Toiletries (travel-size liquids in **quart-sized** ziplock!)
  - ☐ Toothpaste & toothbrush
  - ☐ Shaver
  - ☐ Deodorant
  - ☐ \_\_\_\_\_
  - ☐ \_\_\_\_\_
- ☐ Reading Glasses, Sun Glasses
- ☐ Cell phone + charging cable (wifi is widely available)
- ☐ Power Adapter - **Type F** recommended, ideally w/ USB for your phone
- ☐ Tech stuff, cords, chargers (headphones for plane, iPad, camera, memory cards, etc.)
- ☐ **Portable FM radio w/ earphones or headphones (94.3 FM for English)**
- ☐ Medications (bring prescriptions or bottle) and/or Vitamins (C, D3, etc.)
- ☐ Money (for gifts, extra food, taxis, tips, etc) — Don't bring too much, ATMs are available.
- ☐ Credit Cards + ATM card (**know & test your PIN**)
- ☐ ~~Hair dryer~~ (these are in the room), ~~Curling Iron~~ (only if works on 230V power, most don't)
- ☐ Other ideas: <https://goo.gl/zXkCHM>

## Travel Tips

Below are some travel tips. It assumes you've done the pre-trip checklist and have packed already.

### **Before your trip**

- Know your itinerary. Helps you be at the right place at the right time.
- Get lots of sleep for a few nights leading up to the trip.
- Be Early. Especially for planes, they won't wait for you.
  - **Check-in closes about 1 hr before departure — arrive at airport 3 hours early.**
- Check-in as soon as possible (**24 hr before flight**) for best seats.
- **If you check a bag, assume it will be lost... pack everything you *NEED* in your carry-on.**
- Pack for TSA inspection:
  - Put liquids in 1 quart-sized ziplock (max 3.4 oz including sunscreen, 1 ziplock / person). Pack w/ easy access.
  - Avoid prohibited items (aerosols, **batteries greater than 100WH**, Galaxy Note 7, see [TSA list](#))
  - **Do NOT check batteries (or battery-powered items), they must go in your carry-on.**

### **Airport**

- Prep for security. Before the TSA checkpoint:
  - Put everything you are holding in your carry-on (belt, wallet, money, phone, hat, watch, jacket).
  - Hold your ID and ticket.
  - Unless told otherwise, place laptops, iPads separately through X-ray machine (in their own bin).
  - Don't joke about having something you shouldn't, etc. They don't have a sense of humor. 🤔
- If you are late, show ticket and ask to go to the front of the line.
- Buy food / drinks **AFTER** security, but **BEFORE** the plane (won't count as another carry-on).
  - Extra food on the airplane is limited and expensive; most flights include meals.
- Use airport restroom (nicer than the plane).
- Don't like your seats? Doesn't hurt to ask for a new one at the counter. Be nice & smile... they get yelled at a lot. 🙄
- **Board early**. Overhead space can fill, if you plan to use this space board early.

### **Flights**

- Remember to **disable roaming** (better yet, all cellular) on your phone, unless it's ok on your plan.
- Turn ON **"airplane mode"**, otherwise your battery will drain *fast* while flying.
- Use Airplane WiFi - Many flights have free Internet. Try to connect to WiFi to message the group & get updates.
- Noise canceling headphones. If you have them, they are **amazing** — cheap upgrade to your flights!
- Turn **off** overhead air — blows exhaust when plane backs up, dehydrates during flight.
- Many planes have USB and/or power outlets — charge your devices whenever you can.
- Sleep as much as you can on flight (tempting to watch movies, but you'll be exhausted when we arrive).
- **Stand up and walk around** when you're awake on long flights — helps circulation.
- Drink water, 💧 the altitude and the filtered air will dehydrate you. Helps jet lag. Drink A LOT of water!
- Know what's next Especially if your plane is late, know what to do *before* you land.

### **Arriving**

- CONNECT TO AIRPORT WIFI (cellular should be off) — Messages are probably waiting for you... tell others about group messages because they probably forgot to connect.
- On connecting flights, **Visit your gate before** you assume you have extra time. Timezones are confusing!
- If you go somewhere (i.e. bathroom), **make sure someone knows where you are**. Biggest delays for the group are searching for people that wander off.
- If you get lost: 1) Connect to WhatsApp and send a message; 2) If all else fails, go to the next gate & find us there.
- Don't forget your bags! International destinations require you claim bags *before* customs.

### **Passport Control & Customs**

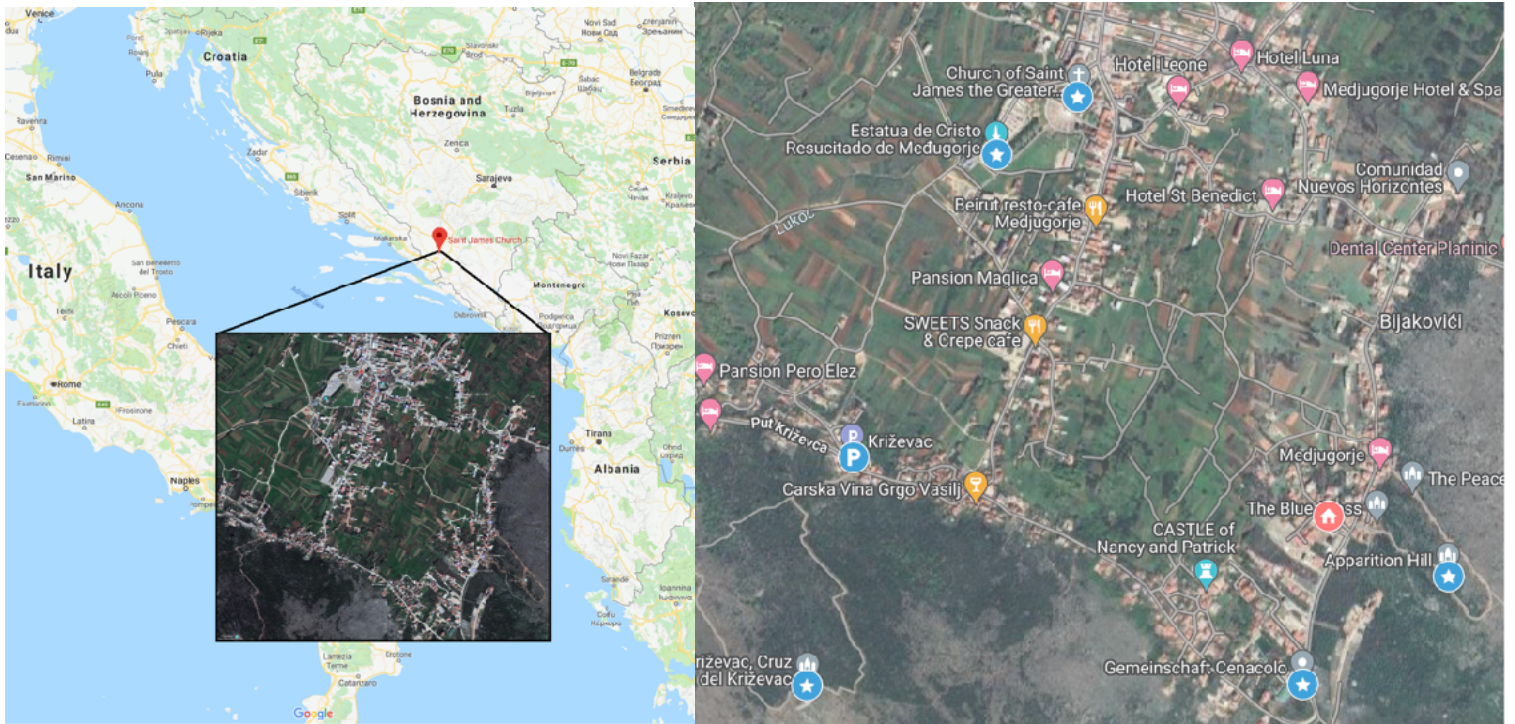
When arriving in a country, typically your passport is verified and you must go through customs.

- Families should go through customs together. 1 person present all documents (passports ready).
- Don't joke about having something you shouldn't, etc. They don't have a sense of humor.
- Fill out paperwork (if any) before you get off plane, or as soon as you get it.



## Maps

- Medjugorje is across the Adriatic Sea from Italy.
- Pansion Dragičević is near the base of Apparition Hill. (Red house on map)
- St. James is about a 15-20 min walk (1 mile), or a few minutes by car. (Top star on map)



ONE DIRECTION TWO DIRECTIONS

	ONE DIRECTION	TWO DIRECTIONS
Loko vožnja	5,0 €	
Dubrovnik	150,00 € 300,00 KM	240,00 € 480,00 KM
Split	150,00 € 300,00 KM	240,00 € 480,00 KM
Sarajevo	150,00 € 300,00 KM	240,00 € 480,00 KM
Makarska	100,00 € 200,00 KM	150,00 € 300,00 KM
Tihaljina	40,0 €	60,0 €
Šurmanci	15,0 €	30,0 €
Kravnica	20,0 €	40,0 €
Mostar	40,0 €	60,0 €
Etno selo Herceg	10,00 € 20,00 KM	

UPA SV. JAKOVA - SREDIŠNJI MOLITVENI PROSTOR

MEĐUGORJE - BIJAKOVIĆI

## Money

### **When should I exchange money?**

There is no need to exchange money before you leave home. Doing so will likely result in a high exchange rate (expensive). Exchanging money at the airport is also expensive.

So what to do? Use USD, or get local currency during your trip from ATM's. Alternatively, you can go to a bank in Medjugorje and exchange money — although if you have a bank card, an ATM is more convenient. (See "How do I use foreign ATMs" below)

### **Can I use a Credit Card?**

Sometimes. Some of the merchants in Medjugorje only accept cash. Some places will accept credit cards (rental cars, hotels, airports, some shops & restaurants, etc.)

Be sure to let your credit card company / bank know that you are on a trip, or they may decline your purchases. Also **know which of your cards charge foreign transaction fees** (some are very expensive!). 3 cards that have no fees are: Citi Costco Visa, Amazon Rewards Visa, Apple Card. They also have varying travel benefits (i.e. insurance). Check your card details to avoid surprises. Some debit cards (e.g. Bank of America) may also charge international fees and/or give very poor exchange rates, be sure to check with your bank. Credit Unions are typically better.

### **How do I use foreign ATMs?**

There will be ATMs throughout our trip (airports and even next to the St. James in Medjugorje). You can use them as normal, except you should **NOT** choose their "guaranteed" rate — this adds a large additional fee (10-20% or more). Instead, choose to accept the exchange rate your bank will charge you. Sometimes this is phrased: "Would you like to withdraw in USD or Marks?" — **choose the local currency (i.e. Marks), DO NOT CHOOSE USD.** ATMs will usually charge an access fee \$2 - \$5, it's best to withdraw larger amounts in fewer transactions (your bank may have fees or ATM waiver benefits, check with your bank for details).

### **What will I need cash for?**

- Gifts and Souvenirs
- Extra food or snacks (the house serves 2 meals per day, breakfast and an early dinner)
- Donations at Mass
- Taxis
- Tips
- Any fees for additional activities

It's good to have some emergency money too, perhaps \$300 per person.

### **What else do I need to pay?**

Login at [VisitQueenOfPeace.com](http://VisitQueenOfPeace.com), click the circle in the top-right, then click "Balance".



## Money

### Bosnia-Herzegovina Convertible Mark (BAM or KM)

- 1 BAM = \$0.60
- 1 USD = 1.66 BAM



### Euro (EUR) - €

- 1 EUR = \$1.17
- 1 USD = 0.85 €






## Power

**Croatia and Bosnia & Herzegovina** (some adapters available at the house - mostly Type C)

Type F (grounded) or Type C (ungrounded)  
230V, 50Hz



## Phones

Roaming charges can be expensive if you don't plan ahead. You should check with your phone provider before you leave to be sure you understand the fees. Some providers do include free calls / data, some have travel plans for \$10-\$12 / day.

To avoid roaming charges altogether, you can use WiFi, which is widely available (recommended). Just turn off cellular service (turn on airplane mode), and enable WiFi. Everything on your phone should still work except SMS (text messages) and phone calls. Messaging apps work fine, *including voice and video calling apps* (like WhatsApp). See "Pre-trip Checklist" for suggested apps. **Most people will not need cell service.**

## FM Radios

During the evening prayer program, the International Mass will be translated in English on FM **Channel 94.3**. This will make following the Mass and understanding the homilies much easier! 😊  
A simple wired, digital, FM radio is recommended (unless you have bluetooth headphones/earphones). Be sure to test out your radio before you leave for comfort and setup. Example radios:

<https://www.amazon.com/dp/B019BYBR48>



## A Few Things to see & do

### Apparition Hill

- The **Blue Cross** is at the base (there is actually an “old” and “new” blue cross). This is where Mirjana used to receive her monthly apparitions.
- The **Joyful, Sorrowful, and Glorious mysteries** have stations in a loop up on Apparition Hill.
- Near the top, there’s a **statue of Our Lady** marking the place where she first appeared in 1981.



### Cross Mountain

- More challenging hike.
- There are stops along the hike to stop and pray each of the **stations of the cross**.
- There’s a **Cross** at the top, built to commemorate the 1900th anniversary of Jesus’s passion.






**St. James**

- Attend Mass
- Confession
- Adoration
- Veneration of the Cross
- Visit the statues of Mary
- Occasional special talks / events



PRAYER PROGRAM (In brackets: Summer Time)		
Morning	Holy Mass in various languages	
Afternoon	Silent Adoration in the Adoration Chapel	
<b>Evening Prayer Program and Confession</b>		<b>5 (6) - 8 (9) pm</b>
5 (6) pm		Rosary
6 (7) pm		Holy Mass
7 (8) - 8 (9) pm	Blessings of the religious articles, Prayer for healing of body and soul, Rosary	
<b>Adoration of the Blessed Sacrament</b>		
Tuesday and Saturday		9 (10) - 10 (11) pm
Thursday after Evening Mass		7 (8) - 8 (9) pm
<b>Veneration of the Cross</b>		
Friday after Evening Mass		7 (8) - 8 (9) pm
<b>Way of the Cross on Cross Mountain</b>		
		Friday 2 (4) pm
<b>Rosary on Apparition Hill</b>		
		Sunday 2 (4) pm



## St. James Daily Schedule

### MONDAY

7:30am - Holy Mass in Croatian  
10am - **English Holy Mass**  
Afternoon - Adoration in the Adoration Chapel

#### Evening Prayer Program

5pm - Confession  
5pm - Joyful and Sorrowful Mysteries  
6pm - **Holy Mass**  
7pm - Blessings of objects, Prayer for health of soul and body, Glorious Mysteries

### TUESDAY

7:30am - Holy Mass in Croatian  
10am - **English Holy Mass**  
Afternoon - Adoration in the Adoration Chapel

#### Evening Prayer Program

5pm - Confession  
5pm - Joyful and Sorrowful Mysteries  
6pm - Holy Mass & Blessings of objects, Prayer for health of soul and body, Glorious Mysteries  
7pm - **Adoration of the Most Blessed Sacrament**

### WEDNESDAY

7:30am - Holy Mass in Croatian  
10am - **English Holy Mass**  
Afternoon - Adoration in the Adoration Chapel

#### Evening Prayer Program

5pm - Confession  
5pm - Joyful and Sorrowful Mysteries  
6pm - **Holy Mass**  
7pm - Blessings of objects, Prayer for health of soul and body, Glorious Mysteries

### THURSDAY

7:30am - Holy Mass in Croatian  
10am - **English Holy Mass**  
Afternoon - Adoration in the Adoration Chapel

#### Evening Prayer Program

5pm - Confession  
5pm - Joyful and Luminous mysteries.  
6pm - Holy Mass, then Blessings of objects  
7pm - **Adoration of the Most Blessed Sacrament**

### FRIDAY

7:30am - Holy Mass in Croatian  
10am - **English Holy Mass**  
Afternoon - Adoration in the Adoration Chapel  
2pm - Way of the Cross ON Mount Križevac

#### Evening Prayer Program

5pm - Confession  
5pm - Joyful and Sorrowful Mysteries  
6pm - **Holy Mass**, then Blessings of objects  
7pm - Veneration of the Holy Cross

### SATURDAY

7:30am - Holy Mass in Croatian  
10am - **English Holy Mass**  
Afternoon - Adoration in the Adoration Chapel

#### Evening Prayer Program

5pm - Confession  
5pm - Joyful and Sorrowful Mysteries  
6pm - **Holy Mass** & Blessings of objects, Prayer for health of soul and body, Glorious Mysteries  
7pm - **Adoration of the Most Blessed Sacrament**

### SUNDAYS AND FEAST DAYS

8, 11am, 6pm - Holy Mass in Croatian  
12pm - **English Holy Mass**  
Afternoon - Adoration in the Adoration Chapel  
2pm - Rosary on Apparition Hill

#### Evening Prayer Program

5pm - Confession  
5pm - Joyful and Sorrowful Mysteries  
6pm - **Holy Mass**  
7pm - Blessings of objects, Prayer for health of soul and body, Glorious Mysteries



### Statue of the Risen Christ

- This statue sometimes produces drops from one or both knees.
- There's a path leading to the statue which has stations to pray the **Luminous Mysteries**.
- Encircling the Statue of the Risen Christ are the Stations of the Cross.

### Cenacolo Community

- Community to help young people overcome addictions through faith, prayer, work, and the virtue of charity.
- [medjugorjeca.org/pilgrimage-itinerary/cenacolo-community/](http://medjugorjeca.org/pilgrimage-itinerary/cenacolo-community/)

### Shops

There are many shops to buy souvenirs throughout Medjugorje.





Most of our meals will be served at the Pansion (breakfast & dinner). However, you may want to explore the various restaurants for lunch or a late-night snack / drink. The meals are inexpensive. Below are a couple restaurants (Viktor's and Sweets Crepe Cafe) that Kevin and I visited in **2018**.

The top photograph shows a close-up of a person wearing a red t-shirt with a small logo on the chest. They are holding a slice of a large, round pizza. The pizza is topped with melted cheese and slices of ham. It sits on a dark, possibly metal, tray. The table is covered with a red and white checkered tablecloth. A white plate and a clear glass are also visible on the table. The bottom photograph shows the interior of a restaurant. In the foreground, a man in a red t-shirt is seated at a table, looking towards the camera. Next to him, a woman with blonde hair is seated with her back to the camera. They are at a table with a red and white checkered tablecloth. In the background, other patrons are seated at tables, and a counter area with various items is visible. The restaurant has a modern interior with wooden beams and pendant lights. A large glass door or window is on the right side of the frame.[illegible]